

Remote Display



Display OverviewPage 3

Screen Layouts

Road Mode	Page 6
Rally Mode	Page 7
Regularity Mode	Page 8
Jogularity Mode	Page 9
Stage Mode	Page 10
Service Mode	Page 11
Time Mode	Page 12
Set Brightness	Page 13

Display Overview

Summary



- The RaliTripp Remote Display is an optional extra for the RaliTripp tripmeter. The display is generally used to provide the driver with a simplified version of the current main mode display being used by the navigator, and apart from the driver being able to set the brightness of the display, the information is “read-only” and the display does not need to be touched.
- The display is supplied with a 1 metre cable terminated in a keyed 6-way Molex plug which is simply connected to the rear socket of the main RaliTripp tripmeter. **Only connect/disconnect the display when the main RaliTripp tripmeter is powered off.**
- No configuration of the main RaliTripp tripmeter is required to indicate that a Remote Display is connected/not-connected.
- When the main RaliTripp tripmeter is in a “Settings” mode, e.g. Set Rally Time, Calibration etc, the Remote Display shows the last main mode, e.g. Regularity, Stage etc, with live data, that was last used on the main tripmeter – this allows the driver to still see the main mode live data while the navigator is checking/setting the configuration of the main tripmeter.
- The colours for trip and stopwatch data used on the Remote Display are the same as those set up in the main RaliTripp tripmeter.

Common items - screen headers (1)

Rally Time

Open "Set Brightness" screen

Current speed, averaged
over last two seconds

! Not shown if the main
RaliTripp tripmeter is
currently suppressing speed
display


Intermediate distance

12:34:56  47 mphIntermediate distance
units

Current speed units

! Not shown if the main
RaliTripp tripmeter is
currently suppressing speed
display

Total Distance

 5.93 FWD
Inter mi

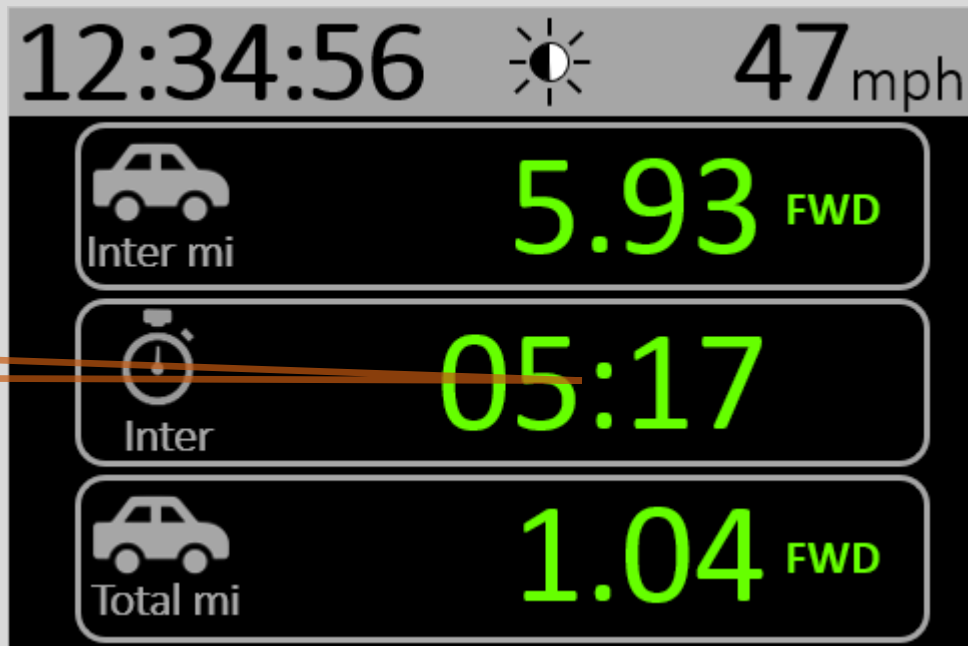
 2.26 FWD
Total mi

Trip distance direction

Total distance units

 Remaining 00:23:04

Common items - screen headers (2)



Remote Display Road Mode



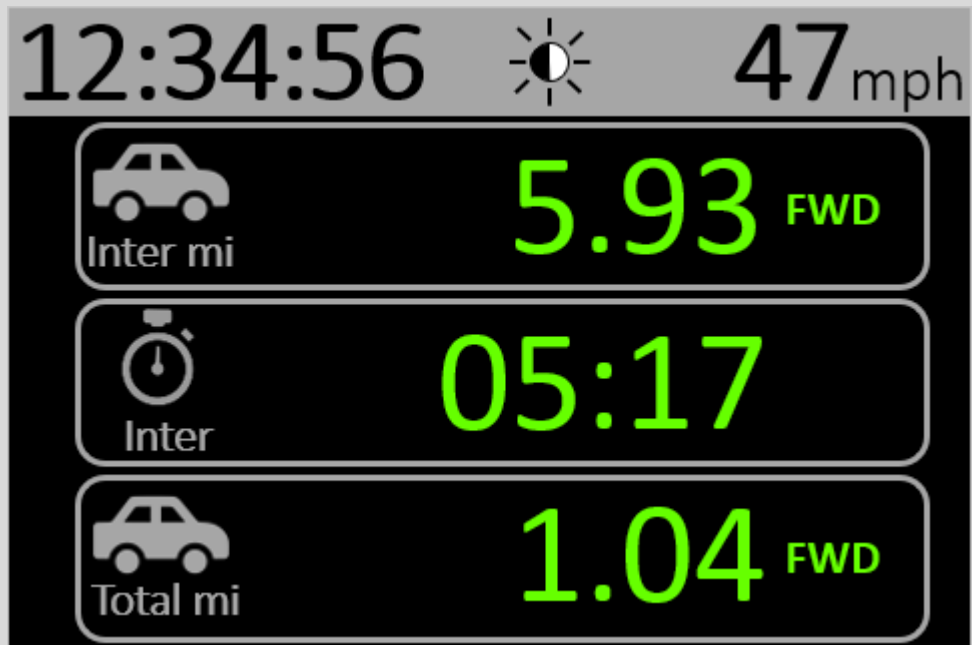
If there is no Due Time set on the main RaliTripp tripmeter, this panel is not shown

Time remaining before arrival at due time

Remote Display Rally Mode



Remote Display Regularity Mode



Remote Display Jogularity Mode





Remote Display Stage Mode



12:34:56 ☀ 47_{mph}

Stage Distance 0.00
Trip Direction Up

Start

12:34:56 ☀ 47_{mph}

12

Waiting for 'Start At'

12:34:56 ☀ 47_{mph}

Auto Start

Waiting for 'Auto Start'

12:34:56 ☀ 47_{mph}

Total mi 2.82

Total 0:05:17

5.63

Stage in Progress

12:34:56 ☀ 47_{mph}

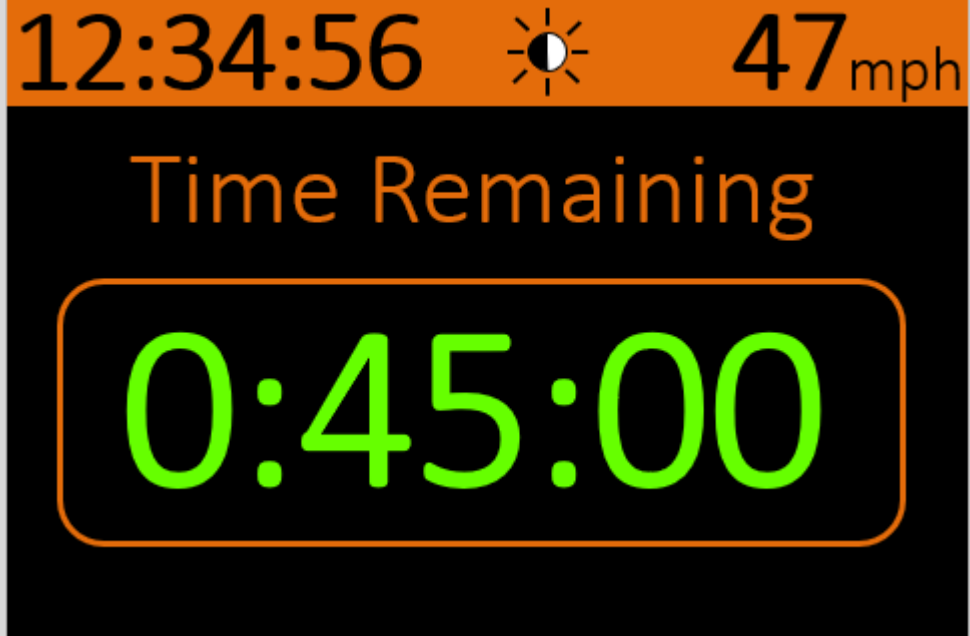
Total mi 5.93

Total 0:05:17

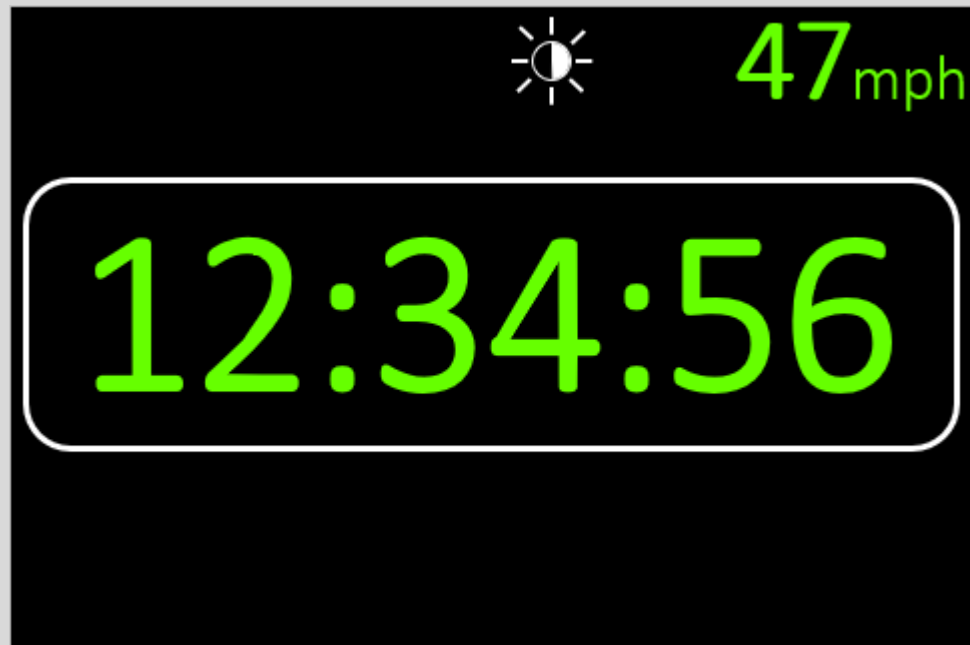
Max Speed 63 mph

Stop Line

Remote Display Service Mode

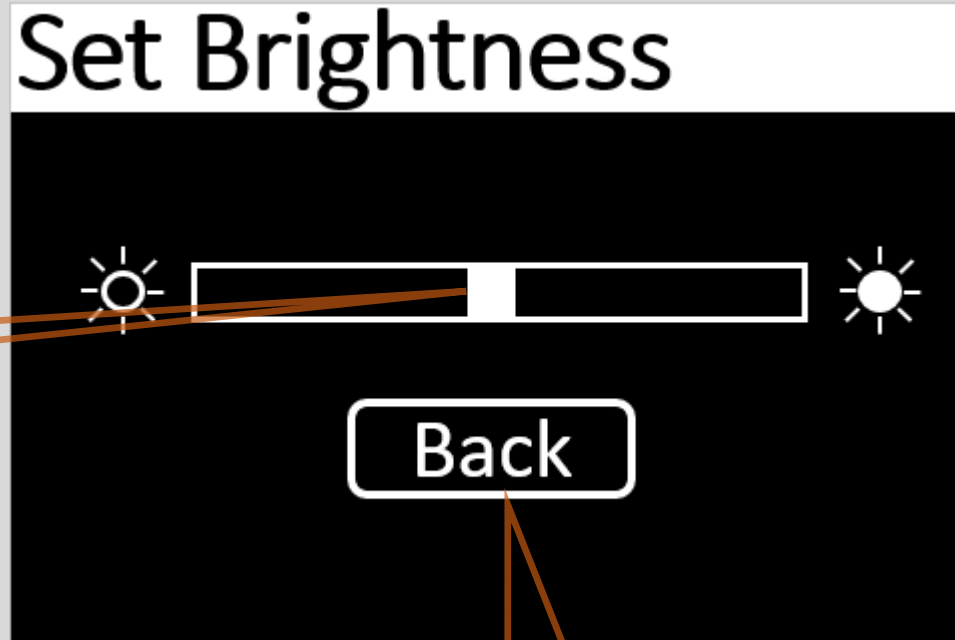


Remote Display Time Mode



Remote Display

Set Brightness



Click/slide to set screen
brightness

Return to previous screen



Notes



A series of 15 horizontal dotted lines for taking notes.



Notes



A series of horizontal dotted lines for writing notes, consisting of 18 rows of evenly spaced dots.

RaliTripp®

RaliTripp®

RaliTripp Tripmeter

Road Mode

Rally Mode

Regularity Mode

Jogularity Mode

Stage Mode

Time Mode

Service Mode

Totals Mode

It's a Navigator's Thing